

Teacher's Guide to The Yak Pack SMART Board Files

Welcome to The Yak Pack!

Included in this package are 75 SMART Board files, one for each of the stories in the Yak Pack series. In all, there are more than 300 slides of activities that complement the following Yak Pack books:

Comics & Phonics: Book 1: Short Vowels

6 SMART Board files with 4 slides each

- 1) Short A – Zak the Yak
- 2) Short O – Rod the Fox
- 3) Short I – Pip's Pigs
- 4) Short E – The Bad Bet
- 5) Short U – Gus and Jud
- 6) Short Vowel Review – Rod Gets a Cut

Comics & Phonics: Book 3: Blends

7 SMART Board files with 4-5 slides each

- 1) L-Blends – The Slick Slush
- 2) R-Blends – Prem Can Fix It
- 3) S-Blends – Scott Snags Snacks
- 4) Final Blends – The Silk Pants
- 5) 3-Letter Blends – The Spring Band
- 6) Digraph Blends – The Trick Mix-Up
- 7) Blends Review – To Be a Kid Again

Comics & Phonics: Book 2: Digraphs

6 SMART Board files with 4 slides each

- 1) CH Digraph – Chips and Chops
- 2) SH Digraph – A Wish for Fish
- 3) TH Digraph – Bath Math
- 4) FF, SS, ZZ, LL Digraphs – Tiff's Kiss
- 5) CK Digraph – Selling Socks
- 6) Digraph Review – The Shell Shack

Comics & Phonics: Book 4: Bossy E

6 SMART Board files with 4 slides each

- 1) Long A Bossy E – The Pale Snake
- 2) Long I Bossy E – The Bike-Kite
- 3) Long O Bossy E – The Magic Code
- 4) Long U and E Bossy E – The Bragging Hare
- 5) Soft C and G Bossy E – The Huge Bet
- 6) Bossy E Review – Zak Looks for a Wife

Sight Word Comics: Book 1

10 SMART Board files with 4 slides each

- 1) Story 1 – AND, THE
- 2) Story 2 – TO, HE
- 3) Story 3 – YOU, I
- 4) Story 4 – A, IT
- 5) Story 5 – OF, IN
- 6) Story 6 – WAS, SAID
- 7) Story 7 – HIS, ON
- 8) Story 8 – THAT, SHE
- 9) Story 9 – FOR, HAD
- 10) Story 10 – THEY, BUT

Sight Word Comics: Book 3

10 SMART Board files with 4 slides each

- 1) Story 21 – CAN, DO
- 2) Story 22 – WHAT, DID
- 3) Story 23 – WHEN, WERE
- 4) Story 24 – COULD, NOT
- 5) Story 25 – SEE, SO
- 6) Story 26 – GET, MY
- 7) Story 27 – WOULD, LIKE
- 8) Story 28 – ME, THIS
- 9) Story 29 – WILL, YES
- 10) Story 30 – THEM, ONE

Sight Word Comics: Book 5

10 SMART Board files with 4 slides each

- 1) Story 41 – WANT, GOOD
- 2) Story 42 – DON'T, KNOW
- 3) Story 43 – HOW, ABOUT
- 4) Story 44 – ANY, FROM
- 5) Story 45 – AROUND, RIGHT
- 6) Story 46 – PUT, EVERY
- 7) Story 47 – TOO, PRETTY
- 8) Story 48 – JUMP, TAKE
- 9) Story 49 – WHERE, GOT
- 10) Story 50 – GREEN, FOUR

Sight Word Comics: Book 2

10 SMART Board files with 4 slides each

- 1) Story 11 – IS, WITH
- 2) Story 12 – AT, THERE
- 3) Story 13 – LOOK, UP
- 4) Story 14 – HIM, HER
- 5) Story 15 – ALL, SOME
- 6) Story 16 – OUT, GO
- 7) Story 17 – AS, LITTLE
- 8) Story 18 – WE, HAVE
- 9) Story 19 – AM, DOWN
- 10) Story 20 – THEN, BE


Sight Word Comics: Book 4

10 SMART Board files with 4 slides each

- 1) Story 31 – BIG, NOW
- 2) Story 32 – WENT, LONG
- 3) Story 33 – ARE, NO
- 4) Story 34 – IF, COME
- 5) Story 35 – ASK, CAME
- 6) Story 36 – INTO, RIDE
- 7) Story 37 – VERY, BLUE
- 8) Story 38 – JUST, YOUR
- 9) Story 39 – OVER, AN
- 10) Story 40 – ITS, RED

HOW TO USE THE YAK PACK SMART BOARD FILES


Comics & Phonics Files:



Slide 1 – This slide is to **introduce the target sound** or sounds of the lesson. An example of the sound is provided, and the character depicted on the slide prompts the class to **think of more examples** of the sound.

Slides 2 & 3 – These slides contain an illustration from the story, only the text has been removed from the text boxes and speech bubbles. The text is in mixed-up order beside the illustration and the students can drag the correct text into the empty text boxes and speech bubbles. These slides give teachers the opportunity to practise the following concepts:



- **Decoding** – sounding out the words from the story text
- **Using picture cues** – looking at the images for clues to what the text might be
- **Sequencing** – how do we arrange information in a way that makes sense?



Note: On slides containing many text boxes and speech bubbles, select text may have already been added. Teachers can also choose to move some of the text before the lesson to help simplify the task.


Slide 4 – This slide has three possible activities:

- 1) For Book 1 (Short Vowels), there is a word family chart for students to brainstorm CVC words in different word families for that short vowel sound. Students can practise printing by writing the words right onto the chart with the Smart Board markers.
- 2) For Books 2-4 (Digraphs, Blends, Bossy E), there are fill-in-the-blank sentences and a word bank containing words with the target sound. Students can move the words from the word bank into the blank lines to complete the sentences.



- 3) On select review stories, there are other activities to reinforce the sounds. These might include matching images to a digraph, filling in a blend to make a word, or adding vowels to Bossy E words.

Draw a line to match the picture with the sound it contains.



SH CH TH CK

The N&P Pack - Consonants & Phonics Book 2

How many words can you make by adding the starting blends to the incomplete words?

__amp	__ock	__ell
__ip	__ush	__ing

Blend Bank

cl	br	sp	fl	gr	str
st	bl	sl	cr	sw	spr


The N&P Pack - Consonants & Phonics Book 3

Write in a vowel to complete each Bossy E word. How many words can you make?

t__me r__de h__ge

l__ke sn__re l__ne

r__ce h__re



The N&P Pack - Consonants & Phonics Book 4

Sight Word Comics Files:

Slide 1 – The first slide introduces the two sight words that are targeted in the story. The words are presented in bold print showing the proper sizing of the letters. There are three sentences included on this slide that contain many examples of the target sight words. Students **can identify and circle the sight words** within the sentences.

 Sight Word Comics - Story 20 "Be a Fox!"

then be


Circle the sight words in the sentences below.

Be a baby, then be a bear.

Then the fox said, "I will be a hare!"

I will be a little bug, then I will be a big bug!

The N&P Pack - Sight Word Comics Book 2


 Rearrange the letters to make each sight word.

s b h e

e t a n

_ _ _ _

_ _ _ _



The N&P Pack - Sight Word Comics Book 2


Slide 2 – This slide includes large letters scattered on the page – enough to spell both target sight words. Students can drag the letters into the blank spaces to **practise spelling** each word. Decoy letters are included for added complexity.

Slides 3 & 4 – These slides contain an illustration from the story, along with the text below. The pictogram images remain on the page, but the sight words have been moved to a word bank below. Students must determine the sight words that are missing and move them into the correct place in the sentence.

Note: On some slides, select words may have already been added to the sentences. Teachers can also choose to move more words before the lesson to help simplify the task.


These slides give teachers the opportunity to practise the following concepts:

- **Reading and recognizing sight words** – Can students identify the words in the word bank?
- **Sentence structure** – In what order can the words be placed so that the sentence makes sense?
- **Capitalization** – Some of the words in the word bank begin with a capital, providing a clue to the first word and reminding students that sentences need to begin with a capital letter.
- **Commonly confused words** – Additional words have been added to the word bank as decoys. Often, the decoy word is a word that is commonly confused with the target sight word.



_____ yak _____ rat _____ jump .

and The and the the

 The Yak Pack - Sight Word Comics: Book 1

TROUBLESHOOTING THE YAK PACK SMART BOARD FILES

What to do if your files are not projecting properly:

The Yak Pack Smart Board files were created in a Full Size (4:3) aspect ratio. If the images are cut off on the screen, try adjusting your aspect ratio on your Smart Board's projector.

If you encounter any other technical difficulties with viewing or operating your Yak Pack Smart Board files, please email us at info@rumackresources.com and we will contact you to help.